












PROMs Used for Mental Health Programs Across Nine Primary Care Networks


To read the full paper “Use of patient-reported outcome measures (PROMs) in primary care-based mental health programming: an environmental scan of Alberta, Canada”, scan the QR code.



Tool Name	Domain(s)	Number of Items	Reference
EuroQoL (EQ-5D-5L)	<ul style="list-style-type: none"> ● Mobility ● Self-care ● Activities of daily living ● Pain/discomfort ● Anxiety/depression 	5	
Patient Health Questionnaire (PHQ-9)	Depression	9	
Columbia Depression Scale (CDS)	Depression	22 (teen) 22 (parent)	
Generalized Anxiety Disorder (GAD-7)	Anxiety	7	

<p>Pediatric Symptom Checklist (PSC)</p>	<p>Anxiety</p>	<p>35</p>	
<p>Screen for Child Anxiety Related Disorders (SCARED)</p>	<ul style="list-style-type: none"> ● Panic/somatic ● Generalized anxiety ● Separation ● Social ● School avoidance 	<p>41 (child) 41 (parent)</p>	
<p>Vanderbilt Assessment Scales (VANDERBILT)</p>	<ul style="list-style-type: none"> ● Symptoms ● Performance 	<p>55</p>	
<p>Outcome Questionnaire (QQ-45)</p>	<ul style="list-style-type: none"> ● Symptom distress ● Interpersonal relations ● Social role 	<p>45</p>	
<p>Patient Activation Measure (PAM-10)</p>	<p>Knowledge, skills and access to emotional support</p>	<p>10</p>	
<p>Behavioral Health Consultant (BHC-7)</p>	<p>Functioning</p>	<p>7</p>	
<p>Adverse Childhood Experiences (ACEs)</p>	<p>Childhood trauma</p>	<p>10</p>	

Examples of Generic PROMs

Tool Name	Domain(s)	Number of Items	Reference
PROMIS-10	<p><i>Physical health</i></p> <ul style="list-style-type: none"> ● functioning ● pain intensity ● pain interference ● fatigue ● sleep <p><i>Mental health</i></p> <ul style="list-style-type: none"> ● depression ● anxiety ● anger ● cognitive function ● alcohol ● psychosocial disorders ● self-efficacy ● smoking <p><i>Social health</i></p> <ul style="list-style-type: none"> ● social functioning ● satisfaction ● social support ● social isolation support 	10	
Health Utilities Index (HUI3)	<ul style="list-style-type: none"> ● Vision ● Hearing ● Language ● Mobility ● Dexterity ● Motion ● Cognition 	8	
Short Form Survey (SF-36, SF-12, SF-6D)	<p><i>Physical health</i></p> <ul style="list-style-type: none"> ● functioning ● physical role ● pain ● general health <p><i>Mental health</i></p> <ul style="list-style-type: none"> ● vitality ● functioning ● emotional role ● mental health 	36, 12	

Examples of Disease-Specific PROMs

Tool Name	Domain(s)	Number of Items	Reference
Brief Pain Inventory (BPI)	<ul style="list-style-type: none"> ● Pain intensity ● Pain interference 	9	
Asthma Quality of Life Questionnaire	<ul style="list-style-type: none"> ● Symptoms ● Physical limitations ● Emotional functioning ● Environmental exposure 	32	
Western Ontario and McMaster Universities Arthritis Index (WOMAC)	<ul style="list-style-type: none"> ● Pain ● Stiffness ● Physical function 	24	
Oxford Hip and Knee	<ul style="list-style-type: none"> ● Pain ● Function 	12	
Edmonton Symptom Assessment System Revised (ESAS-r)	<ul style="list-style-type: none"> ● Pain ● Fatigue ● Nausea ● Appetite ● Shortness of breath ● Depression ● Anxiety ● Wellbeing 	9	